




# DOWNLIGHTS SPECIFICATION SHEET




**COLLINGWOOD  
LIGHTING**

01604 495 151  
collingwoodlighting.com

 /collingwoodlighting

 /collingwoodlighting

 collingwoodled

## H2 Lite

Dimmable, fire-rated downlight with integrated bezel & Easy-fit connector

### FEATURES

IP rating	IP65
Colour flexibility	Fixed colour
Tilttable	No
UGR	22
Dimmable	Yes
Input	220-240V 50/60Hz
LED Lifetime	40,000h L70 B10
CRI	>80Ra
SDCM	3SDCM
Flicker Free	Yes
Emergency version available	No

### INSTALLATION INFORMATION

Install Connector Type	Easy-fit connector
Insulation Coverable	Rolled insulation
Cut Out Size	Ø 64-72mm
Bathroom zone	1
Inrush Current	1A 0.25ms
Construction Material	Mild steel / VO rated plastic
Maximum ceiling thickness	40mm
Weight	166g
Maximum ambient temperature	40°C
SELV	Yes
Building regulations	Part B, C, E, P, L
Ceiling Joist Approvals	Solid timber, I-Joist and Metal Web
Electric Class (1, 2, 3)	2

### GUARANTEE / WARRANTY

4 year extended warranty

### FEATURES & BENEFITS

- Compact integral driver for easy installation
- Rolled insulation coverable
- Mains dimmable
- Fixed position interior downlight
- Integrated bezel
- I Joist and Metal Web Approved
- 100lm/W +
- 2 part, push fit, loop in/ loop out connector
- Single Point Source (SPS) to replicate halogen look and feel
- Compatible with the Collingwood smart system

### PHOTOMETRICS @ 25°C


Product code	Finish	Wattage	Colour	Beam angle	lm	lm/W	lx @ 1m
DLT388BS5530	Brushed steel	4.4W	3000K	55°	440	100	504
DLT388BS5540	Brushed steel	4.4W	4000K	55°	460	105	527
DLT388MW5530	Matt white	4.4W	3000K	55°	440	100	504
DLT388MW5540	Matt white	4.4W	4000K	55°	460	105	527
DLT388CR5530	Chrome	4.4W	3000K	55°	440	100	504
DLT388CR5540	Chrome	4.4W	4000K	55°	460	105	527

### WIRING INFORMATION

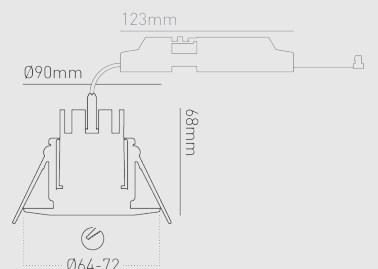
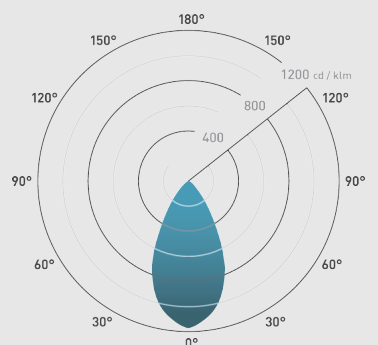
Cable / Flying Lead	0.15m
Cable Required for Connector	Push-fit terminal for: Twin & Earth (6242Y 2x1.5mm <sup>2</sup> ) or 3-core cable (R02V 3x1.5mm <sup>2</sup> )
Type of Wiring Required	Parallel

### LED DRIVERS

Product code	Input	SELV	Dimming	Bathroom zone	Min	Max
N/A (integrated SELV driver)	220-240V	SELV	Yes (mains)	1 (ceiling only)	N/A	N/A
N/A (integrated SELV driver)	N/A	N/A	N/A	N/A	N/A	N/A



Beam angle: 55°




## ACCESSORIES


DLCONVERT70	Converter plate	Sold Separately
DM298GRID	LED mains grid dimmer	Sold Separately
DM298FP	Faceplate dimmer	Sold Separately
DLCVT110	Converter Plate	Sold Separately




**COLLINGWOOD**  
LIGHTING

**01604 495 151**  
[collingwoodlighting.com](http://collingwoodlighting.com)

 /collingwoodlighting

 /collingwoodlighting

 collingwoodled

---

## H2 Lite

The H2 Lite has been developed after extensive research, testing and valuable customer feedback following the launch of the H2 Lite.

For reduced time on site and 'straight out of the box' functionality, the H2 Lite is insulation coverable and comes complete with bezel and Easy-fit connector for easy installation.

Not only this, a fresh design approach has enabled us to reduce the wattage to 4.4W, whilst maintaining the same light levels, creating an outstanding efficacy of over 100lm/W.

With all the usual performance and reliability you can expect from Collingwood downlights, you can fit-and-forget with confidence.