




DOWNLIGHTS SPECIFICATION SHEET




**COLLINGWOOD
LIGHTING**

01604 495 151
collingwoodlighting.com

 /collingwoodlighting

 /collingwoodlighting

 collingwoodled

H2 Pro

Fixed fire-rated, colour and lumen switchable downlight with easy-fit connector

FEATURES

IP rating	IP65
Colour flexibility	CCT Switchable
Tilttable	No
UGR	28
Dimmable	Yes
Input	220-240V 50/60Hz
LED Lifetime	70,000h L70 B10
CRI	>80Ra
SDCM	3 SDCM
Flicker Free	Yes
Emergency version available	Yes

INSTALLATION INFORMATION

Install Connector Type	Easy-fit connector
Insulation Coverable	All insulation
Cut Out Size	Ø 64-72mm
Bathroom zone	1
Inrush Current	1A 7.5ms
Construction Material	Mild steel / VO rated plastic
Maximum ceiling thickness	40mm
Weight	270g
Maximum ambient temperature	40°C
SELV	Yes
Building regulations	Part B, C, E, P, L
Ceiling Joist Approvals	Solid timber, I-Joist, Metal Web
Electric Class (1, 2, 3)	2

GUARANTEE / WARRANTY

7 year extended warranty

FEATURES & BENEFITS

Flexible driver position for lower profile

Rolled & blown insulation coverable

Mains dimmable

Fixed position downlight

Compatible with twist and lock bezels

Choose between 5W and 7W power to change the lumen output, via a switch on the driver

Choose between 2700K, 3000K and 4000K, via a switch on the driver

High efficacy of up to 130lm/W

2 part, push fit, loop in/ loop out connector

Compatible with the Collingwood smart system

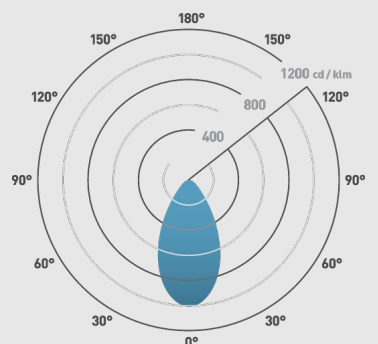
PHOTOMETRICS @ 25°C

Product code	Wattage	Colour	Beam angle	lm	lm/W
DLE5245500	5W / 7W (Wattage switchable)	2700K	55°	5W: 550lm 7W: 750lm	5W: 110lm/W 7W: 107lm/W
DLE5245500	5W / 7W (Wattage switchable)	3000K	55°	5W: 650lm 7W: 850lm	5W: 130lm/W 7W: 121lm/W
DLE5245500	5W / 7W (Wattage switchable)	4000K	55°	5W: 650lm 7W: 850lm	5W: 130lm/W 7W: 121lm/W
DLE5245500EM	5W / 7W (Wattage switchable)	2700K	55°	5W: 550lm 7W: 750lm	5W: 110lm/W 7W: 107lm/W
DLE5245500EM	5W / 7W (Wattage switchable)	3000K	55°	5W: 650lm 7W: 850lm	5W: 130lm/W 7W: 121lm/W
DLE5245500EM	5W / 7W (Wattage switchable)	4000K	55°	5W: 650lm 7W: 850lm	5W: 130lm/W 7W: 121lm/W

Light source energy efficiency:



Beam angle: 55°

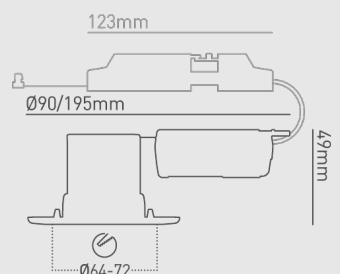


WIRING INFORMATION

Cable / Flying Lead	0.15m
Cable Required for Connector	Push-fit terminal for: Twin & Earth (6242Y 2x1.5mm ²) or 3-core cable (R02V 3x1.5mm ²)
Type of Wiring Required	Parallel

LED DRIVER

Product code	Input	SELV	Dimming	Bathroom zone	Min	Max
N/A (integrated SELV driver)	220-240V	N/A	Yes	N/A	N/A	N/A



DOWNLIGHTS SPECIFICATION SHEET


ACCESSORIES


DLCVT110	Downlight Converter Plate	Sold Separately
DLCONVERT70	Downlight Converter Plate	Sold Separately
DM298FP	Faceplate Dimmer	Sold Separately
DM298GRID	Grid Dimmer	Sold Separately
Collingwood Smart System	Range available to turn the ordinary extraordinary	Sold separately
H2 Bezels	Twist and lock bezels	Sold separately
LEDEP11	Emergency kit	Sold separately




COLLINGWOOD
LIGHTING

01604 495 151
collingwoodlighting.com

 /collingwoodlighting

 /collingwoodlighting

 collingwoodled

H2 Pro

The H2 Pro downlight is one of a kind. The lumen output and the colour temperature can be changed via switches on the driver. This flexibility is valuable and offers peace of mind that you have a downlight that is capable of fulfilling the requirements of the majority of installations. The H2 Pro has a 7 year extended warranty, along with 70,000 hours of LED lifetime, it is a fit and forget solution.